

ANNUAL REPORT 2020-21



THE POWER OF POSSIBILITIES



Index

	<i>Page no.</i>
ABOUT TECHNOPARK	4
GOVERNING BODY	5
EXECUTIVE COUNCIL	6
CEO'S REPORT	7
GB & EC MEMBERS	8
GENERAL INFORMATION	9
MAJOR HIGHLIGHTS	22
MARKETING UPDATE	24
PROJECT UPDATE	30
ADMINISTRATION UPDATE	32
AUDITORS & BANKERS	33
FINANCE UPDATES	34
TECHNOPARK TEAM	51

About Technopark

Technopark is an autonomous organisation fully owned by Government of Kerala, a CMMI Level 4, ISO 9001:2015, ISO14001:2015, ISO 45001:2018 certified Technology Park. Being one of India's largest IT Parks, it is one of world's greenest Technopolis' as well. Technopark came into existence in 1990 in Kerala State Capital, Thiruvananthapuram. Technopark companies employ 63,000 IT professionals. Spread across 766.86 acres of land with 106 lakhs sq.ft. of IT built up space, it is home to 460 IT/ITeS. Technopark is rated CRISIL's A+/Stable. The exalted list of companies in Technopark currently includes the big names such as Infosys, UST Global, Tata Consultancy Services (TCS), Ernst & Young, Allianz, IBS Software, Oracle, Nissan, Guidehouse, SunTec, Tata Elxsi, Envestnet, Quest Global, etc.

The growing IT infrastructure facility of Technopark is supported through co-developers such as Embassy-Taurus, Brigade Enterprises, Carnival Infopark, Seaview, Amstor House, and M-Squared. Technopark has both SEZ and Domestic Tariff Areas earmarked for IT businesses.

Given the important role that the IT parks have played in nurturing the IT sector in the State, the Government had envisaged the creation of a 1 crore sq. ft. space by 2021. This vision is being pursued actively. Office space stretching over 2 lakh sq. ft., built at a cost of Rs. 100 crore, will be commissioned in the coming months. Several other complexes in the private sector are expected to become operational soon. Kerala's consistent focus on encouraging startups has been vindicated by their tremendous performance in the past few years.

On-going Flagship Projects:

1. TCS Aerospace Hub in Technocity, Thiruvananthapuram

- Development Centre in space technologies, manufacturing and defense in 97 acres of land.
- Technology focus on IoT, Blockchain, Robotics, Data Analytics, ML and AI
- Investment of INR 800 crore.

2. Embassy Taurus DownTown Trivandrum in Technopark Phase 3 campus.

- IT Integrated 'live-work-play' lifestyle concept of development.
- 57 lakhs sq.ft. built-up area (38 lakhs sq.ft. IT and 19 lakhs sq.ft. non-IT)
- Investment of INR 1500 crore.

3. World Trade Centre, Thiruvananthapuram by Brigade Enterprises in Technocity.

- IT Integrated Township model of development based on 'walk-to-work' concept.
- 25 lakhs sq.ft built up area (19 lakhs sq.ft IT and 6 lakhs sq.ft non IT)
- Investment of INR 800 Crores.



Governing Body



Kerala is ranked the best in the country in terms of quality of life indicators and is fast transforming into a knowledge economy, with its strong fundamentals in the IT and education sectors. Efficient administration, rapid physical infrastructure development, model social infrastructure, universal healthcare, exemplary law and order, combined with a highly investment friendly atmosphere, make the State a future perfect destination for businesses. The State Government has supported the industry with robust, stakeholder-friendly policy interventions, the establishment of three flourishing IT Parks with world-class infrastructure, and encouragement of start-ups and entrepreneurship, This enabling and nurturing environment has played a big role in orienting Kerala's IT sector towards the future. The progressive policies have resulted in the development of an innovative, resilient, and productive IT ecosystem that has the agility, skill, and expertise to stay ahead of the technology curve. The IT sector's seamless adoption of the 'new normal' work culture is just one example of its ability to step confidently into the future. There was little disruption as work-from-home and hybrid work practices were quickly adopted and successfully implemented. The entry of new

businesses and the expansion of existing IT companies within Kerala's IT Parks will lead to the creation of thousands of direct employment opportunities and an even greater number of indirect employment opportunities, As IT parks plays a key role in nurturing the IT sector in the State, the Government had envisaged the creation of 1 crore sq.ft. of additional space by 2021. Despite the pandemic, 66 lakhs sq.ft. of IT built-up space has been completed and 48 lakhs sq.ft. is under construction, which is expected to get completed in the coming year. This vision is being pursued actively. 2020-21, with all its challenges, has proved that Kerala's IT sector is built on solid foundations. Kerala IT's proven capability on emerging technologies has made us future ready. Even better, we are living the future @ Kerala IT.



Pinarayi Vijayan
Chief Minister of Kerala (IT Minister)
Chairman-Governing Body

Executive Council



The year 2020-21 was a year of disruptions across the globe especially due to COVID-19. It changed the way businesses were thought of and conducted. The changed environment with 'Work from Home' has become the 'new normal'. However, work and life in Kerala's IT Parks were efficient and seamless during the year of the pandemic. This is a tribute to the state-of-the-art IT infrastructure and the empowering economic climate that prevails in the State. Credit goes to the Kerala IT Parks, which stood as a great support system for its IT community by rolling out timely resurgent measures to withstand and re-coupe business at these challenging times.

We have weathered the crisis and found novel ways to emerge stronger. From remote working to hybrid work models, we have shown remarkable resilience and enterprise. The fact that space in the three major IT Parks in the State is still in high demand is proof. The government's generous investments and timely initiatives to set up accelerators, incubators, future technology labs, and fab labs is a boon for anyone who is looking for a fail-proof future.

Future is BIG!!, Kerala IT Parks offer a single window to a world of opportunities for IT Companies, Professionals, Investors, Developers, and Service Providers. We have one of the world's greenest IT environs and emerging talents in the latest

technologies like IoT, Blockchain, AI, Cyber Security, Space Tech, and Med Tech. We offer leading technologies that are shaping the future like AI, 5G, cloud, big data, cybersecurity, blockchain, and quantum computing.

The IT sector's impressive performance in a dreary global economic landscape spotlights its strong fundamentals. Many new IT development projects have seen their completion. These developments will create jobs in the future. It will also help to amplify the potential growth opportunities to prospective IT investors. It is quite heartening to see the software exports from Kerala IT Parks touching 15,000 crores in FY2020-21. The success of the IT sector this year can be attributed to its agility and flexibility in coping with the challenges posed by the pandemic.

We look forward to this as a great opportunity to increase our entrepreneurial and technology talent base. efforts to build strategic new partnerships and to develop core competencies in new technologies will, of course, continue as before. The IT sector has proved its ability to face the toughest of times.

Biswanath Sinha IAS
Principal Secretary (Electronics & IT)
Chairman-Executive Council

CEO's Report



2020-2021 has been a resurgent year despite the COVID-19 pandemic for Technopark. The organization entered its 31st year, as one of the stable IT infrastructure enablers and a facilitator with the development of superb facilities which attracted 460 companies and their 63,000 employees to build their businesses and careers here, a continuous flow of investments from global and Indian IT majors in the course of this journey and a remarkably consistent financial performance, including exports worth Rs. 8501 crore (exp) in the year 2020-21.

Today, Technopark in Thiruvananthapuram is one of the greenest and largest IT Parks in terms of built-up office space. The beautiful serene campus is spread across 766.86 acres of land. Technopark is recognized across the globe for its ability to provide world-class infrastructure, customer-friendly approach, and earth-oriented green policies. The strong brand equity has attracted big names. The exalted list of companies in Technopark currently includes the big names such as Infosys, UST Global, Tata Consultancy Services (TCS), Ernst & Young, Allianz, IBS Software, Oracle, Nissan, Guidehouse, SunTec, Tata Elxsi, Envestnet, Quest Global, etc. The growing IT infrastructure facility of Technopark is supported through co-developers such as Embassy-Taurus, Brigade Enterprises, Carnival Infopark, Seaview, Amstor House, and M-Squared. At the same time, our emphasis on tapping home-grown entrepreneurial and technological talent continues unabated. Technopark's workspaces, incubators, accelerators, and entrepreneurial development programs give newbie

entrepreneurs and technocrats much-needed access to critical resources.

2020-2021 was not a year when we could rest on our laurels. The pandemic and its subsequent economic repercussions reverberated across the world. We have weathered the storm well, partly due to the strong financial performances in the past. Technopark was able to quickly put in place and implement policies like the Work from Home and Hybrid Work Model which ensured that productivity levels climbed back quickly.

CRISIL has upgraded Technopark to 'CRISIL A+/Stable' rating from the 'CRISIL A/Stable' rating in its latest review as of 20 July 2021. Technopark's debt protection metrics because of partial prepayment of debt, steady cash flow with healthy occupancy, and diversified clientele were the factors that resulted in the CRISIL rating upgrade. Cash flow remained robust despite offering temporary relief to tenants for rent payment as well as forgoing rental escalation during the year on account of the COVID-19 pandemic.

Let me sincerely express my gratitude towards the State Government for its untiring support and guidance. I wholeheartedly thank Team Technopark for their sincerity and hard work.

John M Thomas
Chief Executive Officer

GB & EC Members

GB Members as on 31st March 2021

Shri. PINARAYI VIJAYAN,
Hon'ble IT Minister of Kerala

Shri. K. Mohammed Y. Safirulla IAS,
Secretary (Electronics & IT)

Shri. Sanjay Kaul IAS,
Secretary (Finance), Government of Kerala

Dr. V K. Ramachandran,
Vice Chairman, State Planning Board

Shri. M. G. Rajamanickam IAS,
Managing Director,
Kerala State Industrial Development Corporation

Shri. Magesh Ethirajan,
Executive Director, C-DAC, Trivandrum

Dr. D V Swamy IAS,
Development Commissioner, CSEZ

Prof V. Ramakrishnan,
Director, IISER

Mr. Srikanth Srinivasan,
Industrial Representative (Senior Director, NASSCOM)

Mr. John M. Thomas,
Chief Executive Officer, IT Parks

EC Members as on 31st March 2021

Shri. Mohammed Y. Safirulla IAS,
Secretary (Electronics & IT)

Shri. M. G. Rajamanickam IAS,
Managing Director,
Kerala State Industrial Development Corporation

Mr. K. Chandrasekhar IAS,
Director, Kerala State IT Mission

Dr. D V Swamy IAS,
Development Commissioner, CSEZ

Ms. S. V. Kala,
Additional Secretary, Finance, Government of Kerala

Dr. Jayasankar Prasad C,
Managing Director, KSITIL

Mr. Tapan Rayaguru,
Chief Executive Officer, Kerala Start UP Mission

Mr. K Madhavan Pillai,
External Technical Member

Mr. Dinesh Thampi,
Industry Member

Mr. John M. Thomas,
Chief Executive Officer, IT Parks

General Information

Technopark Growth - Year-on-Year

Year	1994	1995	1996	1997	1998	1999	2000
No of Companies	2	4	6	13	16	19	27
Built Space in sq.ft.	1,07,000	1,07,000	1,07,000	5,07,000	5,07,000	5,07,000	5,67,000
Revenues Export	0.5 Cr	3.8 Cr	8.0 Cr	27.0 Cr	54.0 Cr	70.0 Cr	148.0 Cr
No of Employees	155	1055	3340	3540	3760	4346	4800

Year	2001	2002	2003	2004	2005
No of Companies	39	49	56	67	86
Built Space in sq.ft.	12,67,000	12,67,000	12,67,000	12,67,000	12,67,000
Revenues Export	175 Cr	220.0 Cr	300.Cr	400. Cr	650. Cr
No of Employees	6050	7500	9000	9500	12,500

Year	2006	2007	2008	2009	2010
No of Companies	108	135	160	187	200
Built Space in sq.ft.	23,00,000	35,00,000	40,00,000	46,50,000	46,50,000
Revenues Export	1000 Cr	1200 Cr	1700 Cr	1414.42 Cr	1963 Cr
No of Employees	14,000	17,500	22,000	26,000	30,000

Year	2011-12	2012-13	2013-14	2014-15	2015-16
No: of Companies	265	285	336	342	358
Built Up Space in sq.ft	60,00,000	71,00,000	72,00,000	72,00,000	85,10,000
Revenue Export	3400 Cr	3493 Cr	4250 Cr	5100 Cr	6250 Cr
No: of Employees	38000	40520	45390	47100	50000

Year	2016-17	2017-18	2018-19	2019-20	2020-21
No: of Companies	370	400	410	450	460
Built Up Space in sq.ft	85,10,000	88,81,000	97,01,000	1,00,71,000	1,06,07,527
Revenue Export	5000 Cr	6450 Cr	7000 Cr	7890 Cr	8501 Cr (exp)
No: of Employees	51860	56000	60000	62000	63000

TOTAL AREA & IT BUILT UP

TECHNOPARK - TOTAL AREA		IT BUILT UP SPACE	
PHASE I	198.43 ACRES (SEZ 31.12 ACRES)	PHASE I	5.61 M Sq.ft
PHASE II	86 ACRES (SEZ 86 ACRES)	PHASE II	3.10 M Sq.ft
PHASE III	90.02 ACRES (SEZ 48 ACRES)	PHASE III	1.06 M Sq.ft
TECHNOCITY	389.74 ACRES (SEZ 127.1 ACRES)	TECHNOCITY	0.73 M Sq.ft
KOLLAM	2.67 ACRES (SEZ 2.67 ACRES) + 40 ACRES KSITIL OWNED SEZ LAND	KOLLAM	0.10 M Sq.ft
TOTAL	766.86 ACRES (SEZ 294.89 ACRES)	TOTAL	10.6 M Sq.ft (as on 31 March 2021)

TECHNOPARK PHASE I

A. The total extent of land in Phase I is 198.43 Acres with a mix of SEZ and DTZ Area.

Sl.No.	Extent of Land	Mode of Acquisition	Location
1	50 acres	Purchased from University of Kerala Phase I (A)	Karyavattom (Pangapara Village)
2	92.42 acres	Land Acquisition Phase I (B)	Attipra and Kazhakootam Villages
3	9.9 acres	Land Acquisition Phase I (D)	Aakkulam (Attipra Village)
4	46.10 acres	Land Acquisition Phase I	Cheruvikkal and Attipra Villages

B. COMPANIES IN TECHNOPARK - OWNED BUILDING

Companies in Bhavani Building

Allianz Cornhill Information Services P Ltd
 Investnet Asset Management India Pvt Ltd
 Foxdale Pvt Limited
 Navigant BPM (India) (P) Ltd.
 Orisysindia Consultancy Services LLP
 Ronds Business Solutions Pvt Ltd
 Technocuz Software Solutions Pvt Ltd
 UST Global
 Veristics Networks Pvt Ltd

Companies in Chandragiri Building

IBS Software Services P Ltd
 Speridian Technologies P Ltd

Companies in Gayatri Building

Alokin Software Private Limited
 Adroitminds Software Labs LLP
 CapResults Digital Communications Pvt Ltd
 Ciber Digita Consultants LLP
 Collaborative Learning Labs Private Limited
 Clinipace Clinical Research Pvt Ltd
 DSI Technologies Pvt Ltd
 Docking Station Technologies Private Limited
 Elementz IT Solutions Private Limited
 EYME Technologies Pvt Ltd
 iCorepioneer Business Solution Private Limited

Kennedys Kognitive Computing Private Limited
Kawika Technologies (P) Ltd
Lightrains Technolabs (P) Ltd
Oztern Technologies Pvt.Ltd.
Palnar Transmedia Pvt Ltd
Pentacircle Informatics Ltd
Rewards MysearchGlobal (P) Ltd
QWY Technologies private Limited
RM Education Solutions India Pvt Ltd
Sweans Technologies Pvt Ltd
Stackon Technologies Pvt Limited
Softnotions Technologies Pvt Limited
Se- Mentor Solutions Private Limited
Docking Station Technologies Private Limited
Div10x Solutions pvt.Ltd
Troodon IT Solutions (P) Ltd.
ThoughtRipples Technologies (P) Ltd.
Travenleo Info Solutions (India) Pvt Ltd
Tata Elxi Ltd
Yourvision Software Solutions LLP
Waybeo Technology Solutions (P) Ltd
Westghats Technologies (P) Ltd

Companies in Nila Building

Accel Frontline Ltd
Attinad Software Pvt Ltd
AOT Technologies Pvt Limited
Arackal Digital Solutions Idia Pvt Ltd
Akira Software Solutions Pvt Ltd
Aten India Software Solutions Pvt Ltd
Cloud Q It services Pvt.Ltd
Cyberia Softwares (P) Ltd
Clap Research (P) Ltd
Creace Technologies Pvt Ltd
Dimensions Cybertech India P Ltd

ECOWhite Agricultural Engineering & Technology Services Pvt Ltd
Elsys Intelligent Devices Pvt Ltd
Gadco Software
Gemini Software Solutions Pvt Ltd
Hepsoft Technologies Pvt Ltd
Inapp Information Technologies (India) Pvt Ltd
iTraitz IT Solutions Pvt Ltd
IBS Software Services P Ltd
Integral Business and Investment Solutions Private Limited
Inometrics Technology Systems Pvt Ltd
Innure Infotech Pvt Ltd
IIC Web Solutions Pvt Ltd
Kerala State Co-operative Tourism Federation Limited
LMB Insurance Brokers Pvt Ltd
Macrosoft IT Solutions (India) Pvt Ltd
Mirox Cyber Security and Technology Pvt Ltd
Medinova Tech Pvt Ltd
Raiosoft Technologies Pvt Ltd
Magnicode Solutions Pvt Ltd
Noratel India Power Components Pvt Ltd
Noon Technologies P Ltd
Pivotsys Technologies Pvt Ltd
PIT Solutions Pvt Ltd
Navigant BPM (India) Pvt Ltd
Seqato Software Solutions Pvt Limited
Standout IT Solutions Pvt Ltd
Sparkling Design and Infotech Pvt Ltd
Suntec Business Solutions Pvt Ltd
Stabilix Technologies Pvt Ltd
Sookshmatech Integral Techno Solutions Pvt Ltd
Toonz Animation
Technocrats Appliances Pvt Ltd
Triv Software Pvt Ltd
Testhouse India Pvt Ltd

Trenser Technology Solutions (P) Limited
Techrista Systems Private Limited
TBF Technology Pvt Ltd
UST
Voxforem Technologies Private Limited
Vanilla Networks Pvt Ltd
Xpetize Technology Solutions Pvt Ltd
Zestybeanz Technologies Pvt Ltd

Companies in Pamba Building

Palnar Transmedia Pvt Ltd
Proudeon Internet Solutions Pvt Ltd
Navigant BPM (India) Pvt Ltd
RR Donnelley India Outsource Pvt Ltd
Socius Innovative Global Brains Pvt Ltd

Companies in Periyar Building

Compu-Needs IT Solutions Pvt Ltd
Network systems and Technologies Ltd.(Nest)
E-Team Information (I) Pvt.Ltd.
F12 Technologies Pvt.Ltd
Kefi tech Solutions (P) Ltd
SequoiaAT India Private Limited
Shell Square Softwares LLP
Terserv Technologies
YCA Technologies (P) Ltd

Companies in Park Centre Building

National Association of Software & System
Companies (NASSCOM)
AIBI Technology Pvt Ltd
Enffie Technologies Pvt.Ltd
Exponential Digital Solutions Pvt.Ltd.
International Virtue Assistance Pvt.Ltd
Mytsys Software Solutions
Twinsway Technologies Pvt.Ltd
Travelshore

Companies in Thejaswini Building

Assuretech Business Solutions Pvt Ltd
Adisys Research & Development India Pvt Limited
Azinova Technologies Pvt Ltd
Aiestir Technologies (P) Ltd
Innoval Digital Solutions Pvt.Ltd
Binary Fountain Solutions India Pvt Ltd
BitsNPixs Technologies Pvt.Ltd
Cell Technologies Pvt Ltd
Castel Technologies Pvt Ltd
Cinch Business Solutions Private Limited
Digits Lab Solutions Pvt Ltd
Experion Technologies (India) Pvt Ltd
Exorbitant System Solutions (P) Ltd.
EYME Technologies Pvt Ltd
Ernst & Young LLP
Elementz Engineers Guild Pvt Ltd
Enginef India Technologies Pvt.Ltd
Enfin Technologies India Pvt Ltd
Founding Minds Software Pvt Ltd
Faith Infotech India Pvt Ltd
Green Orchid Software Solutions (P) Ltd
GD Innovative Solutions Pvt Ltd
Hiworth Solutions (P) Ltd
Hug Digital Private Limited
Industron NanoTechnology India Pvt Ltd
Itrades Financial Services Pvt Ltd
Idynamics Ltd
Information and Communication Technology
Academy of Kerala- ICT Academy
Kerala Medical Services Corporation Kerala State
Health & Family Welfare Society (NRHM)

Kerala State Information Technology Mission (KSITM)
Kerala Startup Mission (Technopark Technology Business Incubator)
Ls-apps Solution Private Limited
Mozanta Technologies Private Limited
Nu Aire Systems Private Limited
Nextlive Technologies (P) Ltd
Optiologic Technologies Pvt.Ltd.
Ospyn Technologies Pvt Ltd
Promtech
Phykons Solutions Pvt Ltd
Pit Solutions Private Limited
PI DIGI- Logical Solutions Pvt Ltd
Prayan Animation Studio Pvt Ltd
QMSmart Technologies Private Limited
Q Burst Technologies Pvt Ltd
Mystique
Mindlogue Technologies Ltd
Reizend IT Consultants LLP
Reynex Software Pvt Ltd
Rain Concert Technologies Pvt Ltd
Revyrie Globaltech solutions Pvt.Ltd
RR Donnelley India Outsource Pvt Ltd
Suntec Business Solutions (P) Ltd
Solutino Technologies Pvt Ltd
Simplogics Solutions Pvt Ltd
Sree Anand Travel Technologies Pvt Ltd
Shree Deepam Infotec Pvt Ltd
Six Dee Telecom Solutions Private Limited
Speridian Technologies P Ltd
Software Technology Parks of India (STPI)
Green Orchid Software Solutions (P) Ltd
Spotwriters Technologies Pvt Ltd

Trivand Technologies Pvt Ltd
Techvantage Systems Pvt Ltd
Techband Technologies Pvt Ltd
Three Seas Infologics Pvt Ltd
Techfaya Innovations Private Limited
Thinkpalm Technologies Pvt Ltd
Vinvish Technologies Pvt Ltd
Vismaya Infotech Solutions (P) Limited
Vimeg Square Technologies Pvt Ltd
Wizbound Technologies Pvt.Ltd.
Weboffice Infotech India (P) Ltd
Xminds Infotech Pvt Ltd
YSC Engineering Services (P) Ltd
Zafin Software Centre for Excellence Pvt Ltd
Zoondia Software Pvt Ltd

Company owned Building

IBS Software Services (P) Ltd
Quest Global
Tata Elxsi
Tata Consultancy Services

PRIVATE BUILDING AMSTOR BUILDING

Appsiologix Business Solutions
Cankado India Pvt.Ltd
NetPro Media Advertising Pvt.Ltd
Four Spots Interactive Solutions Pvt.Ltd
HDFC Bank Ltd
Hostdime Data Centre Services Pvt.Ltd
IBIL Solutions Pvt.Ltd
Lambdazen India Pvt.Ltd
Kameda Infologics Pvt.Ltd
Mettle Networks Pvt.Ltd
Nkor Technologies Private Ltd

Nirast Solutions Private Ltd
OITOLABS TECHNOLOGIES
Quadance Technologies Pvt.Ltd
Rubyians Private Ltd-
Skywalk Global India Pvt.Ltd
Spericorn Technology Pvt.Ltd
Stand Out IT Solutions
Syncrayons Technologies Pvt.Ltd
Techvantage Systems(P) Ltd
Xtreme Online Solutions Pvt.Ltd

M2 BUILDING

Mcfadyen Consulting Software India Pvt Ltd
Terrific Minds Private Limited
Prochant India Pvt Ltd
Appstation Private Limited
I Antz IT Solutions Pvt Ltd
Septa Milles Private Limited
Hi Point Connect Pvt Ltd
TNGONE SOFTWARE LABS PRIVATE LIMITED
Scientific Vision Pvt Ltd
Syntrio Technologies Pvt Ltd
H&R Block India Pvt Ltd
AcrocedeTechnologies Pvt Ltd
ILE ILEARNINGENGINES INDIA PRIVATE LTD
Bilagos Softwares Pvt Ltd
Susopt Solutions Pvt Ltd

PADMANABHA BUILDING

Anchacko Consultancy Services Pvt.Ltd
SC SOFT Technologies Pvt Ltd
Polus Software Pvt.Ltd
Performatix Solution Pvt. Ltd.
Srishti Innovative Computer Systems
Triassic Solutions Pvt Ltd
Think and Learn Pvt.Ltd
Tiltlabs Consultancy Services Pvt.Ltd
Asianet Communications Pvt Ltd
Flytxt Mobile Solutions Pvt Ltd
Allianz Technology SE
Tata Elxsi
Mckinsey Global Services India Pvt.Ltd.
D+H Solutions India Pvt Ltd
Aptara Learning Pvt Ltd
DECCAN I SERVICES PVT LTD
Riverswave Technologies Pvt.Ltd
Refelction Info sysytem pvt.ltd
RMESI India Pvt Ltd
CLEAREYE AI PVT LTD
Oracle India Pvt Ltd
Icon Research India Pvt Ltd
Muthoot Pappachan Technologies Ltd
BMUSE India Technologies Pvt Ltd

C. CURRENT STATUS OF LAND ALLOTMENT IN PHASE I

Sl.No	Company Name	Land Allotted (in acres)
1	Amstor Information Technology	0.95
2	Carnival Infopark	3.55
3	Carnival Infopark	1.97
4	C-DAC	1.75
5	IBS Software Services (P) Ltd - SEZ	5.26
6	IIITMK	0.96
7	M2	2
8	NISH	9.9
9	Roots Corporation (Ginger Hotel)	1
10	Sea View Support Systems (P) Ltd - Softex	0.7
11	Tata Consultancy Services - TCS (SEZ- 26 acres)	40.15
12	Tata Elxsi Ltd	2.75
13	Quest Global Engineering Services	1.86
14	Trivandrum International School	0.4

D. INDUSTRIAL MODULES ALREADY CREATED BY TECHNOPARK

Sl. No	Building Name	Area in Sq.ft.	Year of Completion
1	Pamba	36,000	July 1994
2	Periyar	36,000	July 1994
3	Nila	4,69,500	April 1997
4	Chandragiri	60,000	December 2000
5	Gayatri	1,70,000	March 2002
6	Bhavani	5,50,000	December 2002
7	Thejaswini	8,50,000	February 2007
	Total	21,71,500	

E. INDUSTRIAL MODULES SO FAR CREATED BY COMPANIES IN THE LEASED LANDS

Sl.No	Company Name	Land Allotted (in acres)	Building Area in Sq.ft.	Year of Completion
1	Amstor Information Technology	0.95	44,500	December 1998
2	Carnival	0.95	37,000	April 2007
3	Carnival	2.60	4,60,000	August 2009
4	Carnival	1.97		Work to commence
5	C-DAC	1.75	3,00,000	2012
6	IBS Software Services (P) Ltd	5.26	4,20,000	April 2008
7	IIITMK	0.96	38,000	July 2011
8	M2	2.00	45,000	September 2004
		0.00	20,000	2016
9	NISH	9.90		
10	Roots Corporation (Ginger Hotel)	1.00	35,000	September 2006
11	Sea View Support Systems (P) Ltd - Softex	0.70	50,000	October 2005
12	Tata Consultancy Services - TCS	2.15	57,500	August 2000
		12.00	3,25,000	November 2007
		26.00	SEZ(A)-3,57,310 & SEZ(B)-3,70,217	SEZ(A)-2015 & SEZ(B)-2017
13	Tata Elxsi Ltd	2.75	1,31,000 (Old + New-76000)	2007 & 2015
14	Quest Global Engineering Services	1.86	4,50,000	March 2011
15	Trivandrum International School	0.4	36,000	Mar-19

F. SPACE CREATED BY TECHNOPARK FOR OTHER SUPPORT FACILITIES

Sl.No	Building Name	Area in Sq.ft.	Year of Completion
1	Park Centre	60,000	July 1995
2	Restaurant & Cafeteria	17,000	December 1995
3	Guest House	16,000	March 1996
4	Club House	60,000	December 1997
5	Technomall	23,500	May 2000
6	Reception Building	3000	December 2011
	Total	1,79,500	

TECHNOPARK PHASE II

Technopark Phase II is a captive SEZ campus leased out to UST Global and Infosys. Out of 86 acres, 50 acres is leased out to Infosys and 36 acres to M/s UST Technology International (P) Ltd. for creating their own IT Infrastructure.

Sl. No	Extend of Land	Mode of Acquisition	Location	Remarks
1	86 acres	Land Acquisition Phase II	Attipra Village, Kulathoor	Leased out to Infosys and UST Global

Industrial Modules so far created by companies in the Leased Lands

Sl.No	Company Name	Land Allotted (in acres)	Building Area in Sq.ft.	Yr of Completion
1	US Technology International (P) Ltd	36.00	7,56,000	2015
2	Infosys	50.00	15,26,000 (IT Space) & 8,22,000 (MLCP)	SDB 1- 2009; SDB 2- 2011; SDB 3- 2015; MLCP- 2015; SDB 4- 2018
	Total	86.00	22,84,000 (IT Space)	

1 UST PHASE II

Sl. No	Building No.	In Sq.ft.	No.of Occupancy as on date	Full Occupancy
1	1	7.56 lakh sq.ft.	6000 employees	7400 employees

2 INFOSYS PHASE II

Sl. No	Building No.	In Sq.ft.	No.of Occupancy as on date	Full Occupancy
1	SBD 1	1,51,000	7000 employees	10,000 employees
2	SDB 2	2,01,000		
3	SDB 3	3,82,000		
4	MLCP	8,22,000	Completed	
5	SDB 4	7,92,000	Completed	5000 employess

TECHNOPARK PHASE III

Technopark Phase III comprises 90.02 acres with a mix of SEZ and DTZ areas. As a first stage, Technopark has developed 1 million sq.ft. of an IT SEZ building which is LEED GOLD - certified, and also the largest of its kind in the State.

INDUSTRIAL MODULES ALREADY CREATED BY TECHNOPARK

Sl. No	Building Name	Area in Sq.ft	Year of completion
1	Ganga - Yamuna Twin Tower	10,00,000	2014

Sl. No	Extent of Land	Mode of Acquisition	Location
1	90.02 acres	Land Acquisition Phase III	Attipra Village, Kulathoor

Sl. No	Building Name	Co-developer	Area and Year of completion
1	Keystone Business Centre (720 workstations)	Embassy-Taurus	62,000 sq.ft. & March 2020.

COMPANY NAME

3MBK Technologies Private Limited

Adroitminds Software Labs LLP

Accubits Technologies Private Limited

ACSlA Technologies (P) Limited

Addant Systems Pvt.Ltd

Allianz Cornhill Information Services Pvt Ltd

Alokin Software Pvt. Ltd

Applexus Technologies Pvt.Ltd

Centrecube Animation Pvt.Ltd

Conscience Business Solutions Pvt. Ltd.

Cycloides Technologies Pvt. Ltd.

Dcube AI Syaytems and services Pvt.Ltd

Diagnal Technologies Pvt.LTD.

Eram Infotech India Pvt.Ltd

EPICA Studio

Eurosia Bim Services Pvt.Ltd

ESC Utility Services Pvt.Ltd.

Fingent Technology Solutions Private Limited

Globcom Solutions Pvt Ltd.

Good Methods Software Solutions Pvt.Ltd.

H&R Block

InApp Information Technologies India Pvt Ltd

Infoblox Technical Support and Software Development Pvt Ltd.

Infospica Consultancy Services

Interland Technology Services Pvt.Ltd.

Kvaliteta Systems and Solutions Pvt Ltd

Litmus7 Systems Consulting Pvt Ltd.

Livares Technologies Pvt.Ltd.

Lumicel Technologies LLP

Luminescent Software Pvt.Ltd.

Macrosoft IT Solutions India Pvt. Ltd

Naga Info Solutions Pvt Ltd

Navigant

NexGenSm Software Services Private Limited

NISSAN Digital India LLP
 PIT Sloutions Pvt LTD
 QBurst Technologies Private Limited
 RMESI
 RSGP Consulting Pvt. Ltd.
 Socius Innovative Global Brains Pvt. Ltd.
 Somnoware Healthcare Systems Pvt Ltd
 Speridian Technologies
 SubHosting Innovations Pvt Ltd

Syntrio Technologies
 Tata Elxsi
 Techversant Infotech Pvt. Ltd.
 ThoughtLine Technologies Pvt. Ltd.
 Tryzens India Pvt. Ltd
 Travancore Analytics (P) Ltd
 Upskill Innovative Solutions Pvt.Ltd
 Yarab Technologies Private Limited
 Zyxware Technologies Private Limited

INDUSTRIAL MODULES SO FAR CREATED BY COMPANIES IN THE LEASED LANDS

Sl. No	Company Name	Land Allotted (in acres)
1	ARIVA MED DATA Infotech Pvt. Ltd	4.63 acres
2	Corporation of Trivandrum	37 cents
3	Speridian Technologies Pvt Ltd	2 acres
4	Standout IT Solutions Pvt. Ltd.	1 acre
5	The Kerala Academy for Skills Excellence (KASE)	1 acre
6	VINVISH Technologies Ltd	1 acre
7	Virtus IT Services Pvt Ltd	2 acres
8	Dragonstone Realty Private Limited	7.61 acres
9	Dorne Realty Private Limited	2.12 acres
10	Winterfell Realty Private Limited	10 acres
11	Fire & Rescue department	60 cents

TECHNOCITY

Technocity has acquired a total extent of 389.74 acres of land at Pallippuram with a mix of SEZ and DTZ areas for its TECHNOCITY project which is promoted as an IT- integrated campus.

Sl. No.	Extend of Land	Mode of Acquisition	Location
1	389.74 acres	Land Acquisition - fast track process	Pallippuram, Melthonnackal, Veiloor, Andoorkonam Villages

SL No	Company Name	Land area	SEZ/Non SEZ	Built Up (in lakhs sq.ft)
1	IIITMK (Digital University Kerala)	10.33 Acres	Non SEZ	1.9
2	KASE	5 Acre	Non SEZ	0
3	SunTec	10 Acres	SEZ	3.4
4	TCS	97 Acres	Non SEZ	0
5	KSITIL (Space Park)	3.94 Acres	Non SEZ	0
6	Brigade Enterprises	12.87 acres	Non SEZ	0
7	Kabani new IT building	4.44 acres	Non SEZ	2
		Total		7.3

TECHNOPARK KOLLAM

Technopark Kollam obtained co-developer status in July 2015. The IT building is named 'Ashtamudi' and it is LEED GOLD-certified. The first, second and third floors were furnished as plug-&-play facilities with 27 SBC modules ranging from eight to 25 seats. The fourth, fifth and sixth floors have a warm shell each. The seventh floor is earmarked for restaurant & dining purposes.

Sl. No	Building Name	Area in Sq.ft	Year of Completion
1	Ashtamudi	1,00,000	2014

COMPANY NAME

1	Awdar Software Solutions	11	Quiits Technologies
2	Cloudplus Information	12	Redeemer Technolgies
3	Cyangits Solutions Pvt Ltd	13	Sopetel Technologies
4	Cyberia Software Pvt Ltd	14	Techstore Solutions Pvt Ltd.
5	Entregar Solutions Pvt Ltd	15	Technograph Digital Solutions Pvt Limited
6	Estiara Softech Pvt Ltd.	16	Twixt Technologies
7	Evalogical Pvt Ltd.	17	Ventura Systems
8	Incredible Visibility Solutions Pvt Ltd.	18	Waferchips Technosolutions
9	Medi Tree Solutions Pvt Ltd.	19	Xigologix Pvt Ltd.
10	Mediscribes Infotech India LLP		

DETAILS OF LAND ACQUIRED / ALLOTTED / AVAILABLE DURING 2020 - 2021

Sl.No.	Projects	Acquired	Land allotted to Companies (New)		Land Surrendered & Cancelled	
			Company Name	Extend (in acres)	Company Name	Land Extend (in acres)
1	Phase I	0	KSEB	5.77		
2	Phase II	0		0		
3	Technocity	0	KSITIL	3.94		
4	Phase III	0		0		
	TOTAL	0		9.71		

Major Highlights

TATA CONSULTANCY SERVICES SIGNS MOU TO SET UP 97-ACRE CAMPUS AT TECHNOCITY

Project to bring Rs. 1200-1500 crore investment, to provide 20,000 jobs

Thiruvananthapuram, Feb. 18: Global IT major Tata Consultancy Services (TCS) today firmed up its plans to expand its operations in Kerala by signing a Memorandum of Understanding (MoU) for leasing 97 acres of land at Technocity in Pallipuram which will bring a hefty investment of Rs. 1200-1500 crore to the state.

The MoU was signed between TCS and Technopark in the presence of Hon'ble Chief Minister of Kerala Shri Pinarayi Vijayan, who termed the agreement as marking a major stride in the state's quest to become a knowledge economy.

Presiding over the ceremony through video conferencing, the Chief Minister appreciated that TCS has come forward to base one of its major facilities in Kerala at a time when

Chief Secretary of Kerala Dr Vishwas Mehta IAS and IT & Electronics Secretary Shri. K Mohammed Y. Safirulla were among those present. From TCS side, Shri NG Subramaniam, Executive Director and Chief Operating Officer; Shri Madhavan Nambiar, Advisor, Tata Group and Shri Alok Kumar, Senior Executive, TCS joined from Mumbai.

The agreement was exchanged between Shri Sasi Pilacheri Meethal, CEO, Technopark and Shri Dinesh P Thampi, Vice President & Head, Kerala Operations, TCS at Technopark here.

Dr. Mehta said that the collaboration between TCS and Technopark can take the IT sector in Kerala to newer heights. Assuring all support to the project, Dr Mehta



many companies have shelved their expansion plans due to the crisis triggered by the COVID-19 pandemic.

"This simple ceremony marks the beginning of a major step forward. A highly reputed company, TCS will be bringing an investment of Rs. 1200 to 1500 crore to the state. The project will provide some 20,000 direct jobs. This has happened when major efforts are on at different levels to transform Kerala into a knowledge economy," the Chief Minister said.

It is also important that TCS is opening the campus in Technocity, which is going to be a major destination for defence and aerospace technology ventures, with the application of new technologies like Artificial Intelligence, Machine Learning, Robotics and Blockchain.

The TCS hub will have a prominent role in supporting these ventures, he said. "The setting up of the proposed Startup Incubator within the TCS campus will help to strengthen the startup eco system in Kerala. India has acknowledged Kerala as a state having best practices in the startup sector," the Chief Minister added.

The significant presence of TCS will also attract more big and medium companies to the state, he added.

hoped that TCS will forge a great synergy with the Digital University at Technocity.

Shri Subramaniam thanked the State Government for extending all support to TCS' plans. He said the availability of the right skillsets in the areas of defence and aerospace enthused TCS to set up this hub at Technocity. "We looked at various probabilities as we wanted to give back something unique to Trivandrum and Kerala." TCS already has a training centre functioning from Technopark.

TCS has leased out 97 acres of land for 90 years with Technopark. Engineering, Product Development and Information Technology Services in manufacturing, defence, aerospace sectors with a focus on new generation technology such as Internet of Things, Blockchain, Robotics, Data Analytics, Machine Learning and Artificial Intelligence will come up in the new complex at Technocity.

Group company Tata Elxsi will set up their Digital Development Centre within the TCS campus at Technocity. It is anticipating completion in 22-28 months and the campus will enhance the greenery of the region besides integrating sustainability goals as its core with efficient energy, water, clean air and waste management concepts.

NEW IT BUILDING 'KABANI' INAUGURATION AT TECHNOCITY, TRIVANDRUM

- Shri Pinarayi Vijayan opens 'Kabani' at Technocity • 2 lakh sq. ft. IT space to house over 2,000 people



Thiruvananthapuram, Feb. 04: Kerala Chief Minister Shri Pinarayi Vijayan today said that the state should diligently tap the opportunities from the new technology-driven Fourth Industrial Revolution and create more employment opportunities that benefit local people.

Inaugurating the IT complex Kabani at Technocity in Pallipuram through video conference, the Chief Minister said, "It is equally important that our IT infrastructure should rise to meet the demands and expectations of the unfolding scenario."

The state-of-the-art facility adds 2 lakh sq. ft. space to the existing 100 lakh sq. ft. built-up area under the state-owned Technopark.

Shri Vijayan said that the new complex will be helpful for the government's efforts to create a knowledge-based society. "Facilities at Technocity are the result of far-sighted vision and it will create investment and job opportunities. The government has taken steps through various levels for the skill development of youths."

"It is significant that we are opening this sprawling integrated campus at a time when IT and ITeS businesses are expected to forge ahead, pushing behind crisis triggered by COVID-19 pandemic. Even when the pandemic ravaged economies across the world our IT Parks have not only been able to weather the storm but continue to add new companies to their list of clients," Shri Vijayan said.

"This reflects on the strength of our IT ecosystem and the confidence the national and international companies have in the infrastructure we have created, ever since we started our IT revolution three decades ago by launching the Phase I of Technopark," he added.

The message of Shri Kadakampally Surendran, Minister for Co-operation, Tourism and Devaswoms, was read at the function by Shri Sasi Pilacheri Meethal, CEO, IT Parks.

Shri Surendran said the launch of 'Kabani' is a vital footstep in the growth of electronics and information technology

sector in Kerala. "Technocity is a glorious chapter in the history of three decades of Technopark's achievements. With the completion of Technocity, Pallippuram will get a space in the global IT industry map and it will lead to the social and economical development of the area," Shri Surendran said.

The Minister added that Technocity will offer lakhs of direct and indirect employment opportunities, besides giving an impetus to the infrastructure development of the area.

Shri C Divakaran MLA, who presided over the function, unveiled the plaque of the new IT building, 'Kabani'.

Shri K Mohammed Y Safirulla, Additional Secretary (Electronics & IT), welcomed the gathering. Shri Sasi Pilacheri Meethal, CEO, IT Parks proposed a vote of thanks.

Shri D. Suresh Kumar, President, District Panchayat; Shri Hari Prasad, President, Block Panchayat; Shri S. Hari Kumar, President, Grama Panchayat; Smt Unaisa Ansari, Member, District Panchayat; Smt Anitha Kumari, D, Member, Block Panchayat; Smt Archana. R, Member, Grama Panchayat; and Shri Sunil Jose, Chairman, G.Tech, were also present.

Conceived and executed with a futuristic vision, work spaces and facilities in Technocity cater to the requirements of not only large and mid-level companies but also meet the demands of fledgling firms and startups. The new building can accommodate above 2,000 employees.

Suntec's new campus at Technocity SEZ has become operational, and TCS and World Trade Centre by Brigade are expected to start their state-of-the-art campus at Technocity shortly. The Space Park project, which aims to position Kerala as a global destination for high-tech space industry and startups, is also coming up at Technocity.

Even in the midst of COVID, as many as 20 IT companies have expressed interest to start their office in the new IT building. Kerala State IT Infrastructure Limited (KSITL) developed the building, and the project was funded by KIFB.

Marketing Update



11 May 2020

Fret not if you have qualms about using public sanitisers! An innovative Foot Operated Sanitiser machine has been developed by the Engineering team at Technopark. One machine each from the 20 developed will be installed across all IT buildings in the campus. The CEO of Technopark inaugurated the machine today alongside CFO, Madhavan Praveen (DGM Projects) & others. Kudos to the team!



5 June 2020

Technopark CEO, Mr Sasi Pilacheri Meethal inaugurated this new software based billing system for electrical consumers of Technopark on 5 June 2020 in the presence of CFO Ms. Jayanthi, DGM Mr. Madhavan Praveen and other team members of Technopark.

As part of our modernization plan, Technopark has switched to using a customized software for energy billing. This system is capable of handling the whole process from power reading up to the bill generation for various tariffs as per the schedule of tariffs approved by Honourable KSERC. The bills can be accessed through Android as well as through the web. The meter reader can directly enter the readings to the software using this application installed on a smartphone or tablet. The software will automatically generate the required monthly electricity bills very accurately.

Some of the main advantages of Smart Joules are as follows:

1. The energy consumption invoices for customers will be automatically calculated. This will increase the accuracy and reduce the possibility of human errors.
2. The energy losses could be monitored.
3. Deviations/variations in energy usage can be examined in real-time
4. Consolidated reports can be generated according to user needs with a single click.
5. Changes in tariff and addition of extra charges, revision of category, etc. can be easily performed.
6. In future the software can be modified in such a way that bills can be delivered directly to consumers in real-time and consumers can access their consumption details whenever they need.



3 June 2020

Technopark congratulates H&R Block on getting Great Place to Work-Certified™.



9 June 2020

Shri Pinarayi Vijayan, Hon'ble Chief Minister of Kerala, assessing the impact of covid-19 on IT industry in the state with prominent industry leaders through video conferencing on 9 June 2020.




6 July 2020

Lalaji, a name synonymous to the IT industry, was one of the pioneering entrepreneurs to establish his venture in Technopark, and the man who introduced Medical Transcription technology in Kerala.



29 July 2020

Top rating agency CRISIL has accorded 'CRISIL A/Stable' rating to Technopark on the long-term bank facilities for the second consecutive year, reaffirming the strong financial stability and track record of the premier IT hub.



28 July 2020

On this 30th Formation Day of Technopark, we would like to thank everyone who has been part of this journey; from the authorities, the companies, to the job seekers, who made Technopark one of the largest technology parks in India.



13 August 2020

Congratulations to everyone at Allianz Services, India ! Allianz Services, India is Great Place to Work-Certified@!



15 August 2020

May our spirits rise with the tricolor flag today and remember with reverence the great sacrifices made in the name of liberty. CEO, technopark, hoisting the national flag at campus followed by Independence Day message.



15 October 2020

Due to the global pandemic, e-learning was the only alternative for educational institutions, but many families were finding it difficult to afford a laptop or a tablet to facilitate their children's educational requirement.

Keeping this in mind, GTech - a collective of IT companies in Kerala takes a step forward by collecting used laptops and mobiles, and giving it to deserving students under the project 'Chirakula'. Companies at Technopark like EY, UST Global, Coconics etc. ensured the project got a flying start.



12 September 2020

The International Facility Management Association (IFMA), the world's largest facility management association present in over 103 countries, has launched its Kerala chapter, the fifth chapter of the association in the country, with an aim to enhance workplace services and solutions in the Kerala IT industry.

Hariskrishnan Mohankumar of UST Global has been elected as President, Abhilash M R of Technopark as President elect, Rana T of Guidehouse as Secretary and Vijay Kappana of Conduent as Vice President.



15 October 2020

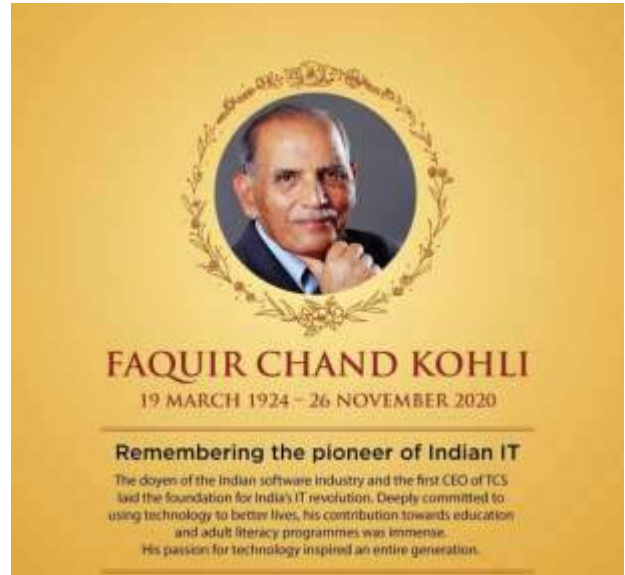
First day of Niigata Biz Expo, Japan, witnessed around 150+ registrations. Selected companies from Technopark, Infopark & Cyerpark like Tech Mahindra, Zoonidia, Gemini Software, ULTS had an opportunity to present their products through Airmeeet.

Great initiative by M/s. Adam - i for providing an excellent global platform for companies from Kerala to exhibit their products.



20 October 2020

"Congratulations on yet another proud achievement! Through this recognition in the gender inclusivity space, Allianz, one of the flagship companies in Technopark has done all of us proud, yet again!" Sasi Pilacheri Meethal, CEO Technopark.



27 November 2020

An Icon who laid the foundation for India's Spectacular IT Revolution, his foresight & passion for technology was inspiring.



26 January 2021

Get together, be the strength of the nation and help it reach greater heights. CEO, Technopark, hoisted the national flag at the Thiruvananthapuram campus on the nation's 72nd Republic Day and was followed by an oath-taking. Republic Day celebrations were also held at the Kollam campus.



4 February 2021

Technocity 'Kabani', the new IT building Inauguration



9 February 2021

The new contactless smart parking solution was inaugurated by Shri. K. Mohammed Y Safirulla Addl: Secretary, (Electronics & IT) Govt of Kerala. The facility is adjacent to Park Centre. It is the first of its kind in India with 100% contactless interoperable precision parking leveraging the smart IoT technologies developed and implemented by M/s Elvicto Technologies.



18 February 2021

MoU signing between Tata Consultancy Services (TCS) and Technopark, Trivandrum on 18th February 2021 between 4:00 and 4:30 pm at Board Room, Park Centre, Technopark. Hon'ble CM, Shri. Pinarayi Vijayan along with Chief Secretary and IT secretary will join through video conferencing. Shri. N. G. Subramaniam, Executive Director and Chief Operating Officer TCS, will join from Mumbai through video conferencing. The Memorandum of Understanding (MoU) with M/s TCS will be signed by Shri. Sasi Pilacheri Meethal, CEO Technopark and Shri. Dinesh P Thampi, Vice President & Head, Kerala Operations, TCS.

In Technocity campus, TCS has 97 acres of land under 90 years lease with Technopark, where Govt. of Kerala has accorded sanction to set up Engineering, Product Development and Information Technology Services in manufacturing, defence, aerospace sectors with a focus on new generation technology such as Internet of Things, Blockchain, Robotics, Data Analytics, Machine Learning and Artificial Intelligence at Technocity. M/s Tata Elxsi, the group company will set up their Digital Development Centre within the TCS campus at Technocity. The proposed TCS campus will enhance the greenery and would have sustainability goals as its core with efficient energy, water, clean air and waste management concepts integrated. The project will involve an investment of Rs 1200 Cr to 1500 Cr and is expected to provide direct employment for 20,000 people and about 80,000 as indirect employment.



12 March 2021

Don't miss the opportunity to connect with Dr Vasuki IAS on the Keynote address Award Ceremony on 13 March 2021. You are invited to a Zoom meeting. When: Mar 13, 2021 03:30 PM India



16 March 2021

Farewell to CEO Shri.Sasi Pilacheri Meethal. Goes with the saying 'Every ending has a New Beginning'. Team Technopark wish him abundance of health, wealth and prosperity.



17 March 2021

Shri. John M Thomas took charge as the new Chief Executive Officer, IT Parks-Kerala. He did his B-Tech. in Mechanical Engineering from NIT, Kozhikode.

MBA in Information Systems, Operations and Finance from Georgia Institute of Technology, Atlanta.

The last assignment prior to taking charge as CEO, IT Parks-Kerala was with Equifax Inc. Atlanta, USA as Cloud Data Migration Leader.

Hearty welcome to the new CEO and wish him the very best!!!

"The secret of change is to focus all of your energy not on fighting the old, but on building the new."

Join us to hear why **Mehjabeen Poonawala** espouses the above adage by Socrates, in a freewheeling conversation in our Fireside Chat series on Choose to Challenge

Mehjabeen Poonawala, India Country Head at Finastra
Mehjabeen is the India Country Head at Finastra and leading the Learning Enablement initiative for the Finastra Product & Technology group. The experience garnered by traversing through a gamut of roles from development to product management to pre-sales to process excellence, have influenced her pragmatic and empathetic approach to transformation

Register <<https://cutt.ly/txReBdo>> for your ticket for the session on **30th March 2021 at 4pm IST**

Partnered by
SunTec

29 March 2021

eWIT's Fireside Chat is a series to support Learning and provide role models we can be inspired by.

The third in the series, we are happy to have Mehjabeen Poonawala grace us with her presence as the Speaker.

"The secret of change is to focus all of your energy, not on fighting the old, but on building the new."

Join us to hear why Mehjabeen Poonawala espouses the above adage by Socrates, in a freewheeling conversation in our Fireside Chat series on #ChoosetoChallenge.

Project Update

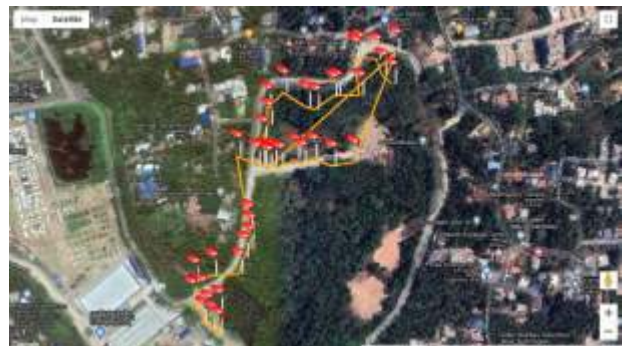
KABANI IT BUILDING AT TECHNOCITY



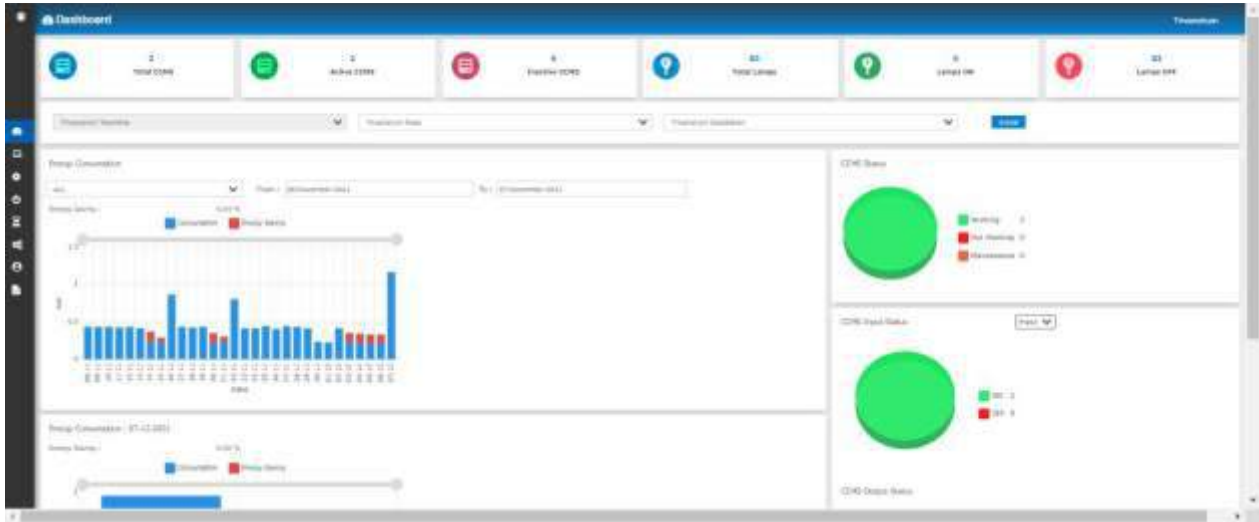
- Govt 1st IT building in Technocity campus
- Foundation stone laid on 27 October 2017
- 2 lakhs sq.ft IT building.
- Single floor plate is of 45,000 sq.ft approx.:
- It is a G+2 building with basement parking.
- Ground floor with plug & play facility modules. It range from 10 to 37 seats.
- First floor & Second floor is under warm shell.
- IT building got inaugurated on 4th February 2021.
- Kabani was developed by KSITIL, funded by KIIFB.
- The project is of 90 crores approx

1. Supply Installation Testing and Commissioning of Central Control and Monitoring System (CCMS) based LED street light system at South East side of Technopark Phase III campus, Thiruvananthapuram.

Technopark has successfully commissioned Central Control and Monitoring System (CCMS) based street light system on the newly completed road at south east side of Technopark Phase III campus during the year 2020-21. The CCMS is an intelligent controller designed to operate, monitor & control the street lights to ensure high and reliable performance and ease of operation from the user point. Further it is highly energy-efficient. The system consists of 65 numbers of remotely controllable street lights. The project was done by M/s Powerskill Corporation, Ernakulam with a total project cost of Rs. 46 lakhs.



GIS mapping of street lights



Dashboard of web based GUI

2. RAIN WATER HARVESTING



Technopark has constructed a Rain Water Harvesting Pond in its Phase I campus as a back-up for utilizing water, during acute shortage of water supply from Kerala Water Authority. Fifty cents of land is utilized for the construction of this pond which has a holding capacity of 5.5 mL. This is sufficient for four days of water demand of Technopark Phase I campus. The budget provision was met from the grant approval by the State Planning Board which comes to around Rs.50 lakhs.

Administration Update

ANNUAL REPORT 2020-21

1) Covid First Line Treatment Centre (CFLTC)



As part of the fight against Covid-19 second wave pandemic, Technopark in association with Technopark Employees Co-operative Hospital (TECHS) had set up a temporary CFLTC inside Technopark Club exclusively for Technopark employees and their family members. The CFLTC provided all the necessary life-saving amenities viz BiPAP, Oxygen Concentrator machine etc. for the critical Covid patients. The CFLTC had a capacity of handling 50 patients at a time with separate male & female ward and room facilities. Also, an ambulance with oxygen supply was also procured for transporting critical Covid patients.



2) Free Covid test



Free Covid test was conducted at regular intervals inside the campus exclusively for all supporting staff in Technopark

3) Covid Vaccination drive



Technopark in association with TECHS conducted Covid vaccination drive to all Technopark employees and their family members inside the campus. Technopark in association with Rotary and Qburst conducted free vaccination drive for all supporting staff inside the campus.

4) Butterfly Garden



Butterfly Garden near Bhavani building

Auditors & Bankers

GB MEMBERS AS ON 31ST MARCH 2021

Statutory Auditors

M/s. K. Venkatachalam Aiyar & Co
Chartered accountants
"SRINIKETAN"
P.B No: - 12, Chettikulangara
Thiruvananthapuram - 695 001

Internal Auditors

P.N Krishna Mani & Co
Chartered Accountants
TC 28/1839 ,TENRA 24,
Elankom Nagar ,Thycaud
Thiruvananthapuram - 695 014

BANKERS

ICICI Bank Limited

Padmanabham, Technopark
Kariyavattom P.O., Thiruvananthapuram
Kerala 695 581

State Bank of India

Technopark Campus
Kariyavattom, Thiruvananthapuram

South Indian Bank Ltd.

Corporate Branch
Thampanoor, Thiruvananthapuram

Federal Bank

CCSC - Thiruvananthapuram
The Federal Bank Ltd, 2nd Floor,
Federal Towers, Statue, Thiruvananthapuram
Kerala 695 001

Finance Updates



K.VENKATACHALAM AIYER & Co.

CHARTERED ACCOUNTANTS

“SRINIKETAN”

P.B.No.: 12

Chettikulangara

THIRUVANANTHAPURAM – 695 001

Email : devarajanv@gmail.com

Phone : 2476280 , 2477719

Fax : 0471 2479181

INDEPENDENT AUDITOR'S REPORT

To the Members of Electronics Technology Parks-Kerala, Park Centre, Thiruvananthapuram.

Report on the Audit of Standalone Financial Statements

Opinion

1. We have audited the accompanying financial statements of **Electronics Technology Parks, Kerala (Technopark)** a Society registered under the Travancore Cochin Literary Scientific and Charitable Societies Registration Act, 1955 which comprise the Balance Sheet as at 31 March 2021, the Statement of Income and Expenditure Account of the year ended, and summary of the significant accounting policies and other explanatory information.
2. In our opinion and to the best of our information and according to the explanations given to us, the aforesaid financial statements give a true and fair view in conformity with the accounting principles generally accepted in India, including the Accounting Standards issued by the Institute of Chartered Accountants of India (ICAI) of the financial position of the Society as at 31 March 2021 and its financial performance for the year ended on that date.

Basis Of Opinion

3. We conducted our audit in accordance with the Standards on Auditing (SAs) issued by the ICAI. Our responsibilities under those standards are further described in the Auditor's Responsibilities for the Audit of the Financial Statements section of our report. We are independent of the Society in accordance with the Code of Ethics issued by ICAI and we have fulfilled our ethical responsibilities in accordance with the Code of Ethics. We believe that the audit evidence we have obtained is sufficient and appropriate to provide a basis for our opinion.

Responsibilities of Management for the Financial Statements

4. The Management is responsible for preparation of these financial statements that give a true and fair view of the state of affairs, results of operations of the Society in accordance with the accounting principles generally accepted in India, including the Accounting Standards issued by the ICAI. This responsibility includes maintenance of adequate accounting records for safeguarding the assets of the Society and for preventing and detecting fraud and other irregularities; selection and application of appropriate accounting policies; making judgements and estimates that are reasonable and prudent; and the design, implementation and maintenance of adequate internal controls, that were operating effectively for ensuring the accuracy and completeness of accounting records, relevant to the preparation and presentation of the financial statements that give a true and fair view and are free from material misstatement, whether due to fraud or error.



5. In preparing the financial statement, the Management is responsible for assessing the Society's ability to continue as a going concern, disclosing, as applicable, matters related to going concern and using the going concern basis of accounting unless the Management either intends to liquidate the Society or to cease operations, or has no realistic alternative but to do so.

Auditor's Responsibilities for the Audit of the Financial Statements

6. Our objectives are to obtain reasonable assurance about whether the financial statement as a whole are free from material misstatement, whether due to fraud or error, and to issue an auditor's report that includes our opinion. Reasonable assurance is a high level of assurance, but is not a guarantee that an audit is conducted in accordance with SAs will always detect a material misstatement when it exists. Misstatements can arise from fraud or error and are considered material if, individually or in the aggregate, they could reasonably be expected to influence the economic decisions of users taken on the basis of these financial statements.
7. As part of an audit in accordance with SAs, we exercise professional judgment and maintain professional skepticism throughout the audit. We also:
 - Identify and assess the risks of material misstatement of the financial statements, whether due to fraud or error, design and perform audit procedures responsive to those risks, and obtain audit evidence that is sufficient and appropriate to provide a basis for our opinion. The risk of not detecting a material misstatement resulting from fraud is higher than for one resulting from error, as fraud may involve collusion, forgery, intentional omissions, misrepresentations, or the override of internal control;
 - Obtain an understanding of internal control relevant to the audit in order to design audit procedures that are appropriate in the circumstances, but not for the purpose of expressing an opinion on whether the Society has in place an adequate internal financial control system over financial reporting and the operating effectiveness of such controls;
 - Evaluate the appropriateness of accounting policies used and the reasonableness of accounting estimates and related disclosures made by the Management;
 - Conclude on the appropriateness of Management's use of the going concern basis of accounting and, based on the audit evidence obtained, whether a material uncertainty exists related to events or conditions that may cast significant doubt on the entity's ability to continue as a going concern. If we conclude that a material uncertainty exists, we are required to draw attention in our auditor's report to the related disclosures in the financial statements or, if such disclosures are inadequate, to modify our opinion. Our conclusions are based on the audit evidence obtained up to the date of our auditor's report; and
 - Evaluate the overall presentation, structure and content of financial statements, including the disclosures, and whether the financial statements represent the underlying transactions and events in a manner that achieves fair presentation.
8. We communicate with those charged with governance regarding, among other matters, the planned scope and timing of audit and significant audit findings, including any significant deficiencies in internal control that we identify during our audit.



Report on Other Legal and Regulatory Requirements

Further to our comments as mentioned above, we report that:

9. We have obtained generally all the information and explanations which to the best of our knowledge and belief were necessary for the purpose of our audit;
10. In our opinion proper books of account as required by law have been kept by the Society.
11. The Balance Sheet and Income and Expenditure Account dealt with by this Report are in agreement with the records maintained by the Society.

K.Venkatachalam Aiyer & Co.,
Chartered Accountants
Firm Registration Number: 004610 S

(Roopesh R)
Partner
Membership No. 228891
Place: Thiruvananthapuram
Date: 11.11.2021
UDIN: 21228891AAAADI4730



ELECTRONICS TECHNOLOGY PARKS - KERALA

BALANCE SHEET AS AT 31st MARCH, 2021

PARTICULARS	Schedule	Current Reporting Period		Previous Reporting Period	
		As at 31st March 2021		As at 31st March 2020	
1	2	3		4	
I. SOURCES OF FUNDS					
(1) Capital Fund	A	7,44,96,96,998		7,44,46,96,998	
Income & Expenditure Account		28,81,32,237	7,73,78,29,235	14,64,20,701	7,59,11,17,699
(2) Corpus/General Fund	B		3,04,06,08,477		3,04,06,08,477
(3) Capital Reserve	C		34,66,345		34,66,345
(4) Non-Current Liabilities					
(a) Long-term Borrowings	D	83,58,96,205		1,69,87,74,509	
(b) Other Long Term Liabilities	E	1,12,47,80,683	1,96,06,76,888	1,14,87,97,548	2,84,75,72,057
(5) Current Liabilities					
(a) Sundry Creditors	F	7,77,67,080		7,48,58,620	
(b) Other Current Liabilities	G	29,98,39,810	37,76,06,890	27,39,05,091	34,87,63,711
TOTAL			13,12,01,87,835		13,83,15,28,289
II. APPLICATION OF FUNDS					
(1) Non-Current Assets					
(a) Fixed Assets					
(i) Tangible Assets	H	10,20,46,90,692		10,46,17,70,335	
(ii) Capital Work-in-Progress	I	4,97,60,434		3,09,94,818	
(b) Long-term Loans and Advances	J	1,15,75,34,340	11,41,19,85,466	1,12,75,83,365	11,62,03,48,518
(2) Current Assets					
(a) Sundry Debtors	K	42,23,65,139		49,78,99,165	
(b) Cash and cash equivalents	L	64,00,30,660		69,68,60,276	
(c) Short-term Loans and Advances	M	64,58,06,570	1,70,82,02,369	1,01,64,20,330	2,21,11,79,771
TOTAL			13,12,01,87,835		13,83,15,28,289

As per our Report of even date attached

Thiruvananthapuram


Bishwanath Sinha IAS
 Chairman, Executive Council
 Principal Secretary (Electronics & IT Dept)
 Government of Kerala


John M. Thomas
 Chief Executive Officer
 Electronics Technology Parks-Kerala

For K Venkatachalam Aiyer & Co
 Chartered Accountants
 Firm Reg No 046105


Jayanthi L
 Chief Finance Officer & Treasurer
 Electronics Technology Parks-Kerala


Sureshkumar K
 Secretary Registrar
 Electronics Technology Parks-Kerala


Roopesh R
 Partner
 Mem No 226891
 UDIN: 21228891AAAADI4730



ELECTRONICS TECHNOLOGY PARKS - KERALA

INCOME AND EXPENDITURE ACCOUNT FROM 01-04-2020 to 31-03-2021

PARTICULARS	Schedule	Current Reporting Period	Previous Reporting Period
		2020-21	2019-20
I. Revenue from Operations	N	95,57,68,997	1,07,39,06,466
II. Other Income	O	4,50,94,867	7,26,36,163
III. Total Revenue		1,00,08,63,864	1,14,65,42,629
IV. Operating and Other Expense			
Employee Benefits Expense	P	3,99,47,540	6,98,80,522
Office Administration Expense	Q	2,05,65,358	2,46,81,775
Campus Operational Expense	R	3,39,71,944	2,90,95,153
Campus Maintenance Expense	S	15,45,65,910	15,40,16,529
Infrastructure Support Expense	T	2,75,11,962	3,96,04,480
Promotional Expense	U	1,04,89,618	77,81,509
Finance Cost	V	10,43,85,691	15,82,38,180
Total Operating and Other Expense		39,14,38,023	48,32,98,149
V. Surplus/(Deficit) before Depreciation		60,94,25,841	66,32,44,480
Depreciation and Amortization Expense	W	30,19,77,939	32,17,82,270
Excess of Income over Expenditure		30,74,47,902	34,14,62,210
Significant Accounting Policies	X		
Notes on Accounts	Y		

As per our Report of even date attached

Thiruvananthapuram


Bishwanath Sinha IAS
 Chairman ,Executive Council
 Principal Secretary (Electronics & IT Dept)
 Government of Kerala


John M. Thomas
 Chief Executive Officer
 Electronics Technology Parks-Kerala

For K Venkatachalam Aiyer & Co
 Chartered Accountants
 Firm Reg No 04610S


Jayanthi.L
 Chief Finance Officer & Treasurer
 Electronics Technology Parks-Kerala


Sureshkumar K
 Secretary-Registrar
 Electronics Technology Parks-Kerala


Roopesh R
 Partner
 Mem No 228891
 UOIN:21228891AAAAI4730



ELECTRONICS TECHNOLOGY PARKS - KERALA

**SCHEDULES FORMING PART OF BALANCE SHEET AS AT 31st MARCH, 2021 AND
INCOME AND EXPENDITURE STATEMENT FROM 01-04-2020 TO 31-03-2021**

I. SCHEDULES TO BALANCE SHEET AND INCOME & EXPENDITURE STATEMENT

	Current Period 2020-21	Previous Period 2019-20
A. Capital Fund		
As per last Balance Sheet	7,44,46,96,998	7,43,03,96,998
Add: Received during the year from Government of Kerala	50,00,000	1,43,00,000
	7,44,96,96,998	7,44,46,96,998
Income & Expenditure Account		
As per last Balance Sheet	14,64,20,701	(19,50,41,509)
Add/(Less)		
Provision for Bad and doubtful debts of prior years	(16,57,36,366)	
Excess of Income over Expenditure of the year	30,74,47,902	34,14,62,210
Balance of Income & Expenditure Account	28,81,32,237	14,64,20,701
Total of Capital Fund	7,73,78,29,235	7,59,11,17,699
B. Corpus /General Fund		
As per last Balance Sheet	3,04,06,08,477	3,13,37,13,477
Add/(Less)		
Land Lease downpayment Returned	-	(9,31,05,000)
Total of Corpus/General Fund	3,04,06,08,477	3,04,06,08,477
C. Capital Reserve		
As per last Balance Sheet	34,66,345	34,66,345
Total of Capital Reserve	34,66,345	34,66,345



	Current Period 2020-21	Previous Period 2019-20
<u>D. Long-Term Borrowings</u>		
(1) Term Loans From Banks - Secured#		
Phase III - Federal Bank A/c No.3988	17,97,22,358	28,35,08,829
Phase III - South Indian Bank A/c No.85	25,93,51,072	79,87,83,490
Phase III - South Indian Bank A/c No.86	-	21,96,59,415
	43,90,73,430	1,30,19,51,734
(2) Loan Others		
Loan from Govt of Kerala - Unsecured	2,10,00,000	2,10,00,000
Interest Accrued on the above	37,58,22,775	37,58,22,775
	39,68,22,775	39,68,22,775
# Loan from Banks are secured against equitable mortgage of immovable properties admeasuring 19.68 acres of land at Phase III along with Building and other Infrastructure facilities, right titles and interest therein and hypothecation of all immovable assets both present and future acquired out of the Term Loans. The loan is repayable with interest at the rate of 8.30% in 144 emi commencing from July 2015.		
Total of Long-Term Borrowings	83,58,96,205	1,69,87,74,509
<u>E. Other Long Term Liabilities</u>		
Advance for Land- Tourism Dept.	5,55,00,000	5,55,00,000
Advance From KSITIL for S B C - Technopark Kollam	5,00,00,000	5,00,00,000
Token Advance - Land Parcel	1,00,00,000	1,30,00,000
Advance Lease Premium	26,09,73,148	26,39,93,088
Advance From KSIDC - Water Deposit	1,52,00,000	1,00,00,000
Deposit Received:-		
Modules / Bldg.	56,07,33,732	58,71,06,637
Electricity Connection	16,79,95,658	16,48,38,674
Deposit -Others	29,53,617	29,34,621
Security Deposit	11,32,028	11,32,028
Tel. Connection	2,92,500	2,92,500
Total of Other Long Term Liabilities	1,12,47,80,683	1,14,87,97,548
<u>F. Sundry Creditors</u>		
Sundry Creditors - Contracts / Assets	5,07,40,625	5,21,31,583
Sundry Creditors - Expenses	62,51,483	81,25,269
Sundry Creditors - Others	2,07,74,972	1,46,01,768
Total of Sundry Creditors	7,77,67,080	7,48,58,620
<u>G. Other Current liabilities</u>		
Provision for Gratuity with LIC	19,41,905	1,32,40,160
Provision for Leave Encashment	88,61,199	90,12,679
Retention Money Payable	1,18,15,357	1,31,88,730
Short Term Loan consortium and interest accrued	22,71,39,665	20,26,68,248
Land Lease Premium-Short Term	30,19,940	30,19,940
Earnest Money Deposit	77,53,328	65,74,132
Duties and Taxes Payable	1,35,09,786	1,12,30,177
Sundry Debtors with Credit Balance	2,57,98,630	1,49,71,025
Total of Other Current liabilities	29,98,39,810	27,39,05,091



Electronics Technology Parks - Kerala Technopark Campus, Thiruvananthapuram												
Schedule to Balance Sheet as at 31-03-2021 Schedule - H - Fixed Assets		GROSS BLOCK			DEPRECIATION BLOCK			NET BLOCK				
S. No.	DESCRIPTION	AS AT 1/4/2020	ADDITIONS DURING THE YEAR	DELETIONS ADJUSTMENTS DURING THE YEAR	AS AT 31/3/2021	RATE (%)	ACCUMULATED AS AT 1/4/2020	DEPRECIATION FOR THE YEAR	TRIFLETIONS DURING THE YEAR	ACCUMULATED AS AT 31/3/2021	AS AT 31/3/2020	AS AT 31/3/2021
1	AIR CONDITIONER	30,35,42,730	16,65,078	-	30,37,07,806	10%	29,24,69,938	2,30,64,984.79	-	22,54,74,951	13,82,32,800	10,56,32,814
2	BUILDING AND BUILDING IMPROVEMENTS	4,30,69,06,925	50,22,145	-	4,31,30,31,070	10%	5,17,76,76,981	16,26,11,229.15	-	1,82,72,69,010	2,78,06,43,000	2,85,12,31,945
3	COMPUTER AND ACCESSORIES	2,04,66,794	64,361	-	2,11,07,216	40%	1,80,04,967	7,35,697.66	-	1,95,36,850	15,69,860	16,60,807
4	ELECTRICAL INSTALLATIONS AND SUBSTATION	1,11,20,64,481	44,57,801	-	1,15,68,42,282	15%	81,29,04,031	7,17,49,444.74	-	69,26,57,476	43,39,64,915	49,61,96,430
5	FIRE FIGHTING EQUIPMENTS	10,05,07,440	-	-	10,05,07,440	10%	6,07,11,297	79,36,432.93	-	6,17,69,640	4,27,37,600	4,97,26,253
6	FURNITURE AND FIXTURES	16,09,17,737	29,62,396	-	16,48,79,333	10%	12,51,54,846	1,57,49,036.53	-	14,01,63,381	4,79,89,962	9,07,72,662
7	HEALTH CLUB EQUIPMENTS	21,22,300	-	-	21,20,800	10%	12,67,277	1,41,249.00	-	18,09,026	2,11,674	3,33,122
8	LAND AND LAND DEVELOPMENT	6,47,84,96,575	7,22,11,028	-	6,49,76,90,114	-	-	-	-	6,49,76,90,114	6,47,84,96,575	-
9	LIBRARY	52,79,307	162	-	52,79,469	10%	12,76,489	752.00	-	13,70,459	-	-
10	OFFICE AND OTHER EQUIPMENTS	1,67,13,085	2,12,261	1,36,650	1,87,86,564	10%	1,17,34,347	11,34,648.93	1,01,623	1,27,67,179	85,19,381	89,79,717
11	PLANT AND MACHINERY	38,30,57,638	9,41,076	-	39,39,98,715	10%	22,21,51,339	1,42,34,796.87	-	23,61,96,123	8,76,12,592	10,09,06,300
12	SEWAGE TREATMENT PLANT	5,99,24,547	-	-	5,16,24,167	10%	2,26,09,875	33,31,468.00	-	2,59,41,243	2,69,89,204	3,33,14,872
13	TELECOMMUNICATION EQUIPMENTS	1,22,87,948	7,36,000	-	1,30,03,948	10%	1,09,20,504	5,10,074.00	-	1,05,11,076	24,72,870	22,47,444
14	TEST INSTRUMENTS	5,282	-	-	5,282	10%	3,100	14.00	-	5,207	75	89
15	VEHICLES	20,16,881	16,87,500	-	37,04,381	10%	17,42,348	74,693.00	-	16,17,009	19,87,362	2,74,514
16	WATER DISTRIBUTION SYSTEM	29,33,17,786	43,16,168	-	27,26,79,944	10%	15,31,87,048	1,45,04,200.67	-	15,77,61,107	12,48,33,039	14,51,20,733
	Total	13,24,49,21,039	4,49,55,523	1,36,830	13,28,97,17,440		2,78,31,56,673	36,19,77,699	1,81,823	3,06,50,26,789	10,20,48,36,982	10,46,17,70,335



Electronics Technology Parks - Kerala

Technopark Campus, Trivandrum

Schedule to Balance Sheet as at 31-03-2021

Particulars	(Rupees)		
	As at 01.04.2020	Additions during the Year	Transfers/Adjustments As at 31.03.2021
Capital Work in Progress- Phase III	56,07,087	61,78,868	49,18,621
Capital Work in Progress- Technocity	2,29,12,850	99,20,413	53,050
Capital Work in Progress - Phase I	24,74,881	90,54,283	14,16,278
Gross Total	3,09,94,818	2,51,53,564	63,87,949



	Current Period 2020-21	Previous Period 2019-20
J. Long-term loans and advances		
Unsecured, considered good		
Mobilization Advances	3,50,000	28,77,717
Department of Electronics	3,00,00,000	3,00,00,000
Security Deposits	6,14,06,742	6,28,20,990
Advance Paid for Capital Works	18,06,000	16,68,000
Court Deposit for United Electronics	34,28,626	34,28,626
Work Deposit	1,06,05,42,972	1,02,67,88,032
Total of Long-term loans and advances	1,15,75,34,340	1,12,75,83,365
K. Sundry Debtors		
(Unsecured, considered good)		
Sundry Debtors	47,40,94,152	38,98,86,260
Sundry Debtors under RR/Vacation and legal Notice	11,65,77,995	10,80,12,905
Less: Provision for bad and doubtful debts	(16,83,07,008)	-
Total of Sundry Debtors	42,23,65,139	49,78,99,165
L. Cash and cash equivalents		
Cash In Hand	-	83,251.00
Balances with banks	9,20,37,282	5,80,21,792
Fixed Deposits	54,79,93,378	63,87,55,233
Total of Cash and cash equivalents	64,00,30,660	69,68,60,276
M. Short-term loans and advances		
Unsecured, considered good:		
Prepaid Expenses	68,09,411	50,43,296
Special Tahsildar Add-LA Unit	1,17,74,359	1,17,74,359
Service Tax Receivable	1,00,63,826	1,00,81,526
Assets kept for auction sale	16,12,726	25,98,373
Other Receivables	7,50,000	7,50,000
Interest Accrued on Fixed Deposits and Saving accounts	2,22,60,718	56,73,046
TDS Receivable	57,01,71,469	64,81,56,859
Advances to KSITIL-Short Term	-	30,00,00,000
Advances others	57,694	57,694
ETPK-Employees Group Gratuity Fund Trust	-	-
Technopark - Reverse Charge- GST	9,47,707	6,17,516
Cyber Park- Kozhikode	1,70,42,533	1,66,10,661
Kerala State Infor, Technology Infra. Ltd	22,76,089	66,43,604
Infopark - Kochi	20,40,038	84,13,396
Total of Short-term loans and advances	64,58,06,570	1,01,64,20,330



	Current Period 2020-21	Previous Period 2019-20
<u>N. Revenue from Operations</u>		
(a) Operating revenues - Rent / Lease Charges		
Rent for Module/Building	77,11,99,491	87,62,90,547
Rent for Covered Car Park Area	1,64,96,720	1,63,66,037
Land Lease Annual Charges	44,29,544	50,95,976
Land Lease Premium	30,19,940	30,19,940
Operation and Maintenance Income	13,44,75,720	13,78,59,296
	92,96,21,415	1,03,86,31,796
(b) Operating revenues - Others		
Service Income	2,47,700	35,83,112
Club-Revenue	3,26,365	51,40,848
Revenue From Guest House	3,05,329	21,08,171
Sale of Tender Forms	4,84,464	1,35,205
Advertisement charges collected	1,000	4,03,500
UG Duct Charges	1,30,000	2,40,000
Surcharge for Delayed Payments	1,11,81,425	1,57,59,194
Others	9,71,299	29,04,640
Assistance from Government of Kerala for Business promotion	1,25,00,000	50,00,000
	2,61,47,582	3,52,74,670
Total of Revenue from Operations	95,57,68,997	1,07,39,06,466
<u>O. Other income</u>		
Interest Income	4,50,94,867	7,26,36,163
Total of Other income	4,50,94,867	7,26,36,163
<u>P. Employee Benefits Expense</u>		
Salaries and Wages	3,98,97,433	6,95,79,327
Staff Welfare Expenses	50,107	3,01,195
Total of Employee Benefits Expense	3,99,47,540	6,98,80,522
<u>Q. Office Administration Expense</u>		
Postage & Telephone Charges	12,89,789	13,04,752
Travelling Expense & Conveyance Charges	15,10,543	22,76,058
Printing And Stationery	5,21,523	7,46,958
Statutory Audit fees	80,000	80,000
Legal & Professional Charges	19,71,873	81,08,412
Administrative Expenses	1,51,91,630	1,21,65,596
Total of Office Administration Expense	2,05,65,358	2,46,81,775
<u>R. Campus Operational Expense</u>		
Expense For Utilities	1,00,22,179	(12,17,192)
Operational Expenses	1,49,85,260	2,18,34,404
Rates, Taxes & Insurance Charges	89,64,505	84,77,941
Total of Campus Operational Expense	3,39,71,944	2,90,95,153



	Current Period 2020-21	Previous Period 2019-20
<u>S. Campus Maintenance Expense</u>		
Security Expense	9,20,53,811	8,83,53,273
House Keeping Expense	3,73,00,854	3,89,94,428
Campus Upkeep Expense	2,52,11,245	2,66,68,828
Total of Campus Maintenance Expense	15,45,65,910	15,40,16,529
<u>T. Infrastructure Support Expense</u>		
AMC Charges	1,25,41,810	1,25,58,167
Repairs and Maintenance Expense	1,49,70,152	2,70,46,313
Total of Infrastructure Expense	2,75,11,962	3,96,04,480
<u>U. Promotional Expense</u>		
Advertisement Charges	50,955	6,85,552
Promotional Expenses	1,04,38,663	70,95,957
Total of Promotional Expense	1,04,89,618	77,81,509
<u>V. Finance Cost</u>		
Interest expense	10,43,85,691	15,82,38,180
Total of Finance Costs	10,43,85,691	15,82,38,180
<u>W. Depreciation and Amortization Expense</u>		
Depreciation of Tangible Assets	30,19,77,939	32,17,82,270
Total of Depreciation and Amortization Expense	30,19,77,939	32,17,82,270



Electronics Technology Parks-Kerala

Schedule X

Significant Accounting Policies forming part of the Balance Sheet and Income and Expenditure Account for the year ended 31st March 2021.

1. **Basis of Preparation of Accounts: -**

The accompanying financial statements have been prepared in accordance with the historical cost conventions and on accrual basis. Accounting policies have been consistently applied except where a newly issued accounting standard is initially adopted or a revision to an existing accounting standard requires a change in the accounting policy hitherto in use.

2. **Revenue Recognition: -**

Revenue from services is recognized on accrual basis. However, where the ultimate collection lacks certainty, the revenue recognition is postponed irrespective of the date of billing and treated as income when realized or virtual certainty in collection is established.

Land Lease premium receipts since 1st April 2018 are amortised over the period of lease against the previous policy of treating under Corpus Fund/General Fund.

3. **Fixed Assets and Depreciation: -**

3.1 Fixed Assets are carried at cost of acquisition less depreciation. Cost of fixed assets includes all expenses wholly and exclusively incurred for acquiring/creating fixed assets.

3.2 Projects under which, assets are not ready for their intended use and other capital work-in-progress are carried at cost, comprising direct cost, related incidental expenses and attributable interest.

3.3 Depreciation has been charged at the following rates on written down value method for the proportionate period in respect of assets capitalized / acquired and sold during the year.

Building	5.00%
Machinery and equipment	13.91%
Computer and accessories	40.00%
Furniture & Fixtures	18.10%
Vehicles	25.89%
Sewage treatment plant	10.00%
Testing instruments	15.62%
Water distribution system	10.00%
Library Books	100.00%



3.4 Since 2016, the Assets purchased on surrender of space from customers is amortised over a period of 36 months except in Phase III, where it is amortised over a period of 48 Months .

4. **Government Assistances: -**

- 4.1 Government contribution for land acquisition, enhancement of compensation, infrastructure development are credited to Capital Fund in the year of its receipt.
- 4.2 Government contribution for meeting the revenue expenditure is shown as income in the Income and Expenditure Account, to the extent of amount utilized and balance is shown as Unutilized Grant.

5. **Employee Benefits: -**

- 5.1 Cost of providing defined benefit plans like Gratuity and leave encashment benefits are covered by Group Gratuity Scheme of LIC of India.
- 5.2 Payments to defined contribution plans like Provident fund and Family Pension fund are determined based on the schemes under relevant statues and charged to Income and Expenditure Account in the year of incurrence when services are rendered by the employees.



Electronics Technology Parks-Kerala

Schedule Y

Notes on Accounts forming part of the Balance Sheet and Income and Expenditure Account for the year ended 31st March 2021.

1. Electricity and Water charges are disclosed at net of realization under the head Campus Operational Expenses, (Schedule R)

2. Property tax: -

The demand raised by the Corporation of Trivandrum towards property tax for Thejaswini Building at an enhanced rate of 18% is under dispute before the Hon'ble High Court of Kerala. Technopark has remitted the property tax at the 6% as per the order of the Chairman of the Tax appeal Standing Committee for the period up to 31.03.2021. Stay has been granted by the Hon'ble High Court of Kerala against the order of the Corporation of Trivandrum. The amount involved is Rs 6,08,27,344 plus applicable interest if any.

3. Surcharge for delayed payment of Rent and Utility charges has not been charged on the invoices raised during the FY 2020-21 as per Government direction and Executive Council approval, except for Power invoices. However, Surcharge @ 0.75% pm has been charged on the invoices due up to 31.03.2020 during this FY. Interest @ 6% pa is provided on Power Deposit.

4. Service tax Update: -

Sl. NO	Document No:	Period Covered & Issue	Order	Status
1	TVM-EXCUS-000-96-15-16	2010-11 to 2012-13 Service tax on SEZ lease down payment, Lease rent	Commissioner upheld the demand of service tax of Rs.9.35 crores mentioned in SCN No 93/2015-ST dated 13.04.2015.	Technopark has filed an appeal against the impugned order of the Commissioner, Central Excise with CESTAT, Bangalore on 30 th June 2016 which is pending.
2	Order number 86 & 87 dated 31.03.2021.	2014-15 to 2017-18 (Q1) 1. Service Tax on Guest House (Rangoli) 2. Room Rent service tax Rangoli 3. Club house membership fee 4. Service Tax on Guest House (KITDC) 5. CENVAT - tour operator 6. CENVAT - opening balance	Dy. Commissioner dropped issues numbered 2, 4 & 5 and upheld others vide order no. 86 & 87 / ST(DC)/DFV/2020-21 dt.31.03.2021 demanding Rs.14,98,295 towards service tax.	Appeal is filed with Commissioner Appeals (Cochin) which is pending.



5. Amount of land lease down payment recognized as income during the year is Rs.30.19 lakhs and the balance is appropriately shown under long term and other liabilities.
6. An amount of Rs.16,83,077,007.88 has been created as provision for Bad and Doubtful debts during the financial year 2020-21. Out of this, Rs.16,57,36,365.88 pertains to the period up to FY 2019-20 has been reduced from the opening reserves in Capital Fund (Schedule A) and remaining provision pertaining to the FY 2020-21 amounting to Rs 25,70,642 is charged to Income & Expenditure Account as current year expenditure. The Total provision of Rs.16,83,077,007.88 has been reduced from the Sundry Debtors (Schedule K) in the Balance sheet.
7. The Government of Kerala in order to support the Companies in the Covid-19 Pandemic has released two Government Orders, G.O.(Rt)No.51/2020/ITD dated 27/04/2020 and G.O.(Rt)No.12/2021/ITD dated 18/02/2021 offering rental, O&M waivers and other benefits to customers. In addition, the 127th Executive Council has extended the non-levy of surcharge for a further period from October 2020 to March 2021 on the invoices raised in the FY 2020-21.
8. **Income Tax:-**
 - a. For AY 2009-10 and 2010-11, the Department appeal against the CIT(A) order is pending before the ITAT. (Contingent liability Rs.5,56,74,460).
 - b. From AY 2011-12 to 2018-19, appeals are pending before CIT(Appels). (Contingent liability Rs.73,75,93,371).
 - c. Based on the finding by CIT (Appeals) that ETPK is eligible for the exemption u/s 11 of the Income tax Act, no provision for Income tax has been made.
9. Based on the tripartite agreement dated 17.07.2017 entered into by Kerala State IT Infrastructure Ltd. (KSITIL), Electronic & Information Technology Department of Govt. of Kerala (EITD) and Kerala Infrastructure Investment Fund Board (KIIFB), 2 lakh square feet building at Technocity is under construction on the land belonging to ETPK. As per Clause 4 of this agreement, in the case of revenue generating projects, financial assistance taken from KIIFB has to be repaid based on the repayment agreement to be entered into between KIIFB and EITD. No such repayment agreement has been entered into so far. Since the final position of asset and liability will be known only on completion of the projects, this is not incorporated in the statement of accounts of ETPK.



10. Estimated Liability amount pertaining to Land acquisition cases Rs 45.84 Crores.
11. Additional compensation if any payable in LAR cases is accounted in the year of adjudication of claim.
12. The amount of power charges realizable based on energy audit will be recognized as income in the year of its receipt.
13. Previous year's figures have been re-grouped or re-classified wherever found necessary to conform to current year's classification.
14. Figures have been rounded off to the nearest Rupee.

Signatories to Schedules A to Y

As per our Report of even date attached
Thiruvananthapuram.



Bishwanath Sinha IAS
Chairman, Executive Council
Principal Secretary
(Electronics & ITD)
Government of Kerala



John M. Thomas
Chief Executive Officer
Electronics Technology Parks-Kerala

For K Venkatachalam Aiyer & Co
Chartered Accountants
Firm Reg No 04610S



Jayanthi L
Chief Finance Officer & Treasurer
Electronics Technology Parks-Kerala



Suresh Kumar K
Secretary-Registrar
Electronics Technology Parks-Kerala



4/11/21

Roopesh R
Partner
Mem No 228891

UDIN: 212258919AAA014730



Technopark Team

THIRUVANANTHAPURAM
TECHNOPARK[®]
HARMONY@WORK





Park Centre, Technopark, Thiruvananthapuram, Kerala, India. 695 581
Phone: +91 471 2700222 Fax: +91 471 2700171 www.technopark.org